

stonevision

STONE LAB



STONE LAB IS A COLLECTION OF PORCELAIN STONEWARE SURFACES INSPIRED BY THE WORLD OF NATURAL STONES. CERCOM'S LABORATORY REINTERPRETS AND MODERNIZES THEIR AESTHETICS AND COLOURS, CREATING A VERSATILE KIT OF CREATIVE AND FUNCTIONAL SOLUTIONS TO MEET THE NEEDS OF CONTEMPORARY ARCHITECTURE.

a new **vision** of **stone**

STONELAB È UN RACCOLTA DI SUPERFICI IN GRES PORCELLANATO CHE PRENDONO ISPIRAZIONE DALL'UNIVERSO DELLE PIETRE NATURALI. IL LABORATORIO CERCOM NE REIMMAGINA E ATTUALIZZA ESTETICA E COLORI, CREANDO KIT DI SOLUZIONI CREATIVE E FUNZIONALI ALLE ESIGENZE DELLA MODERNA ARCHITETTURA.

GRUPPO
ROMANI



stonevision




Architecture is a balance between light and individual perspectives



L'architettura è un equilibrio tra luce e prospettive individuali.

Warm tones of earth, mud, sand and light envelop the material in the welcoming embrace of nature.

Tonalità calde di terra, fango, sabbia e luce stendono sulla materia l'accogliente abbraccio della natura.



colours



mud



golden




ash



light

sizes & modular

± 8,5 mm 5/16"




100x100 cm . 40"x40" RETT

± 9,5 mm 3/8"



60x120 cm . 24"x48" RETT



MODULARE 42



60x90 cm . 24"x36" RETT



60x60 cm . 24"x24" RETT



30x60 cm . 12"x24" RETT

± 20 mm 13/16"



60x90 cm . 24"x36" RETT

mud

stonevision mud
60x120 . 24"x48" RETT






floor indoor
stonevision mud
MODULARE 42 RETT

floor outdoor
stonevision mud
MODULARE 42 R11 RETT

stonevision mud
MODULARE 42 RETT





stonevision mud
60x90 . 24"x36" WAX RETT


golden

stonevision golden
60x120 . 24"x48" RETT





stonevision golden
60x90 . 24"x36" WAX RETT






floor
stonevision golden
100x100 . 40"x40" RETT

wall
stonevision golden
60x120 . 24"x48" RETT



ash

stonevision ash
60x120 . 24"x48" RETT



wall
stonevision ash
60x90 . 24"x36" WAX RETT

floor
stonevision ash
MODULARE 42 RETT





stonevision ash
60x90 . 24"x36" WAX RETT

stonevision ash
60x90 . 24"x36" RETT



stonevision ash
60x90 . 24"x36" R11 RETT
R11 20mm 60x90 . 24"x36" RETT



stonevision ash
R11 20mm 60x90 . 24"x36" RETT

light

stonevision light
60x120 . 24"x48" RETT





floor
stonevision light
MODULARE 42 RETT

wall
stonevision light
60x120 . 24"x48" RETT

stonevision light
60x120 . 24"x48" RETT





stonevision light
60x120 . 24"x48" RETT

stonevision light
60x90 . 24"x36" WAX RETT



mud



golden



ash




light




sizes

± 8,5 mm 5/16"

± 9,5 mm 3/8"



100x100 . 40"x40" RETT
NAT



60x120 . 24"x48" RETT
NAT



60x90 . 24"x36" RETT
NAT WAX R11



60x60 . 24"x24" RETT
NAT WAX R11



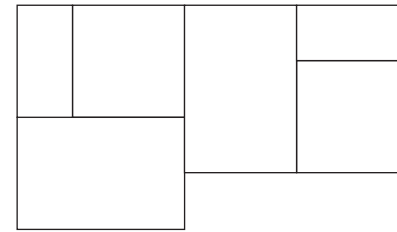
30x60 . 12"x24" RETT
NAT R11

± 9,5 mm 3/8"

± 20 mm 13/16"

mosaici

± 9,5 mm 3/8"



Modulare 42*
NAT R11
* 60x90 . 24"x36" RETT 50,00%
60x60 . 24"x24" RETT 33,34%
30x60 . 12"x24" RETT 16,66%



60x90 . 24"x36" RETT
R11



Mosaico Tessera
5x5 . 2"x2"
30x30 . 12"x12" RETT

| | | | | | | | | | |
|--|--------|---|---|---|---|---|---|---|---|
| | mud | ✓ | ✓ | ✓ | ✓ | ✓ | ✓ | ✓ | ✓ |
| | golden | ✓ | ✓ | ✓ | ✓ | ✓ | ✓ | ✓ | ✓ |
| | ash | ✓ | ✓ | ✓ | ✓ | ✓ | ✓ | ✓ | ✓ |
| | light | ✓ | ✓ | ✓ | ✓ | ✓ | ✓ | ✓ | ✓ |

| | | | |
|---|---|---|---|
| ✓ | ✓ | ✓ | ✓ |
| ✓ | ✓ | ✓ | ✓ |
| ✓ | ✓ | ✓ | ✓ |
| ✓ | ✓ | ✓ | ✓ |

mosaici

MOSAICS . MOSAIQUES . MOSAIKEN

MOSAICO TESSERA

± 9,5 mm 3/8"



mud

30x30 . 12"x12" RETT
tessera 5x5 . 2"x2"



golden

30x30 . 12"x12" RETT
tessera 5x5 . 2"x2"



ash

30x30 . 12"x12" RETT
tessera 5x5 . 2"x2"



light

30x30 . 12"x12" RETT
tessera 5x5 . 2"x2"

pezzi speciali

TRIMS . PIÈCES SPÉCIALES . FORMSTÜCKE

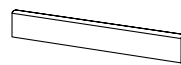
± 8,5 mm 5/16"



Battiscopa

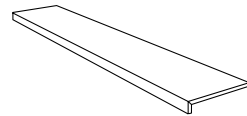
6,5x100 . 2 9/16"x40" RETT

± 9,5 mm 3/8"



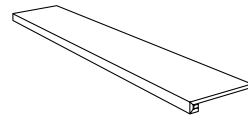
Battiscopa

6,5x60 . 2 9/16"x24" RETT



Gradone Costa Retta

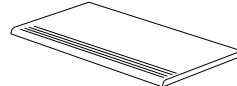
30x120x3,3 . 12"x48"x1 5/16" RETT



Gradone Square Assemblato

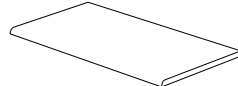
30x120x3,3 . 12"x48"x1 5/16" RETT

± 20 mm 13/16"



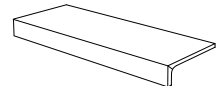
Step Molato

30x60 . 12"x24" RETT R11



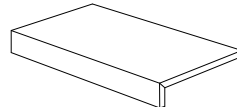
Step Torato

30x60 . 12"x24" RETT R11



Elemento ad "L" Assemblato

15x60x5 . 6"x24"x2" RETT R11



Costa Retta

30x60x5 . 12"x24"x2" RETT R11

packing

± 8,5 mm 5/16"

100x100 . 40"x40" RETT

PCS // BOX

SQM // BOX

KGS // BOX

BOXES // PALLET

SQM // PALLET

KGS // PALLET

± 9,5 mm 3/8"

60x120 . 24"x48" RETT

2

1,44

31,00

39

56,16

1229

60x90 . 24"x36" RETT / WAX - RETT / R11 RETT

3

1,62

34,20

32

51,84

1115

60x60 . 24"x24" RETT / WAX - RETT / R11 RETT

3

1,08

22,80

40

43,20

928

30x60 . 12"x24" RETT / R11 RETT

6

1,08

22,80

40

43,20

928

± 20 mm 13/16"

60x90 . 24"x36" R11 RETT

2

1,08

48,00

24

25,92

1172

Caratteristiche Tecniche


TECHNICAL FEATURES . CARACTÉRISTIQUES TECHNIQUES . TECHNISCHE EIGENSCHAFTEN

| GRES PORCELLANATO SMALTATO COLORATO IN MASSA - EN 14111/ISO13006 APPENDICE G B1a GL GLAZED PORCELAIN STONEWARE WITH COLOURED BODY . GRÈS CÉRAME ÉMAILLÉ COLORÉ DANS LA MASSE GLASIERTES FEINSTEINZEUG IN DER MASSE GEFÄRBT | | | |
|--|--|--|---|
| Aspetto superficiale Surface appearance Aspect superficiel Oberflächenbeschaffenheit | ≥ 95% | Conforme Compliant Conforme Konform | |
| Lunghezza e larghezza Length and width Longueur et largeur Länge und Breite | Deviazione valore medio % rispetto a dimensione di fabbricazione. Deviation of the average size for each tile from the work size (%). Écart dimensionnel moyen en % par rapport aux dimensions de fabrication. Abweichung des Durchschnittswertes in % hinsichtlich der Produktionsgröße. > 410 cm² +/- 0,6% - ≤ 410 cm² +/- 0,75% | ± 0,5% ± 1,5 mm | |
| UNI EN ISO 10645-2 | Deviazione valore medio % rispetto a dimensione di fabbricazione. Deviation of the average size for each tile from the average size to the 10 test specimens (%). Écart de valeur moyenne unitaire % en rapport à la valeur moyenne de 10 échantillons mesurés. Abweichung des Durchschnittswertes der einzelnen Fliesen in % hinsichtlich des Durchschnitts von 10 getesteten Mustern. +/- 0,5% | ± 0,5% ± 1,5 mm | |
| Rettileità degli spigoli Straightness of sides Rectitude des arêtes Kantengeradheit | +/- 0,5% | ± 0,3% ± 1,5 mm | |
| Spessore / Thickness / Epaisseur / Stärke | +/- 5% | ± 5% ± 0,5 mm | |
| Ortogonalità Rectangularity Orthogonalité Rechtwinkligkeit | +/- 0,5% | ± 0,3% ± 1,5 mm | |
| Planarità Surface flatness Planéité Ebenflächigkeit | +/- 0,5% | ± 0,5% ± 1,5 mm | |
| UNI EN ISO 10645-3 | Assorbimento d'acqua Water absorption Absorption d'eau Wasseraufnahme | ≤ 0,5% GRUPPO B1a GL | E ≤ 0,1% |
| UNI EN ISO 10645-3 | Resistenza della superficie (scala MOHS) Scratch hardness (MOHS scale) Dureté de la surface (échelle MOHS) Oberflächenhärte (MOHS skala) | EN 101 | ≥ 6 |
| UNI EN ISO 10645-4 | Resistenza a flessione e forza di rottura Modulus of rupture and breaking strength résistance à la flexion et force de rupture Biegefestigkeit und Bruchlast | S ≥ 1300 N R ≥ 35 N/mm² | S ≥ 1300 N R ≥ 35 N/mm² |
| UNI EN ISO 10645-7 | Resistenza alla abrasione della superficie di piastrelle smaltate Resistance to surface abrasion of glazed tiles Résistance à l'abrasion de la surface des carreaux émaillés Widerstand gegen Abrieb der Oberfläche der glasierten Fliesen | Come dichiarato dal produttore See manufacturer's declaration Selon déclaration du producteur Entsprechend der Herstellerangaben | Classe 4 Class 4 Classe 4 Gruppe 4 |
| UNI EN ISO 10645-8 | Coefficiente di dilatazione termica lineare Linear thermal expansion coefficient Dilatation thermique linéaire Lineare Wärmeausdehnung | Come dichiarato dal produttore See manufacturer's declaration Selon déclaration du producteur Entsprechend der Herstellerangaben | Metodo disponibile Method available Méthode disponible Verfügbares verfahren |
| UNI EN ISO 10645-9 | Resistenza allo shock termico Thermal shock resistance Résistance au choc thermique Temperaturwechselbeständigkeit | Nessun campione deve presentare alterazioni No sample must show visible alteration Aucun carreau ne doit présenter d'altération Kein Muster darf sichtbare Veränderungen zeigen | Resistente Resistant Résistant Widerstandsfähig |
| UNI EN ISO 10645-12 | Resistenza al gelo Frost resistance Résistance au gel Frostbeständigkeit | Non devono presentare difetti visibili No sample must show visible defect Aucun carreau ne doit présenter de défaut Muster dürfen keine sichtbaren Schäden zeigen | Ingelivo Frost proof Ingelif Frostsicher |
| UNI EN ISO 10645-13 | Resistenza all'attacco chimico (tranne acido fluoridrico) Resistance to chemical attack (except hydrofluoric acid) Résistance à l'attaque chimique (sauf acide fluoridrique) Säure- und Laugenbeständigkeit (außer Flußsäure) | Nessun campione deve presentare alterazioni No sample must show visible alteration Aucun carreau ne doit présenter d'altération Muster dürfen keine sichtbaren Veränderungen zeigen | Classe A-HA-LA Class A-HA-LA Classe A-HA-LA Gruppe A-HA-LA |
| UNI EN ISO 10645-14 | Resistenza alle macchie di piastrelle smaltate Resistance to stains of glazed tiles Résistance aux taches des carreaux émaillés Widerstand gegen Fleckenbildner der glasierten Fliesen | Nessun campione deve presentare alterazioni No sample must show visible alteration Aucun carreau ne doit présenter d'altération Muster dürfen keine sichtbaren Veränderungen zeigen | Classe 5 Class 5 Classe 5 Gruppe 5 |
| B.C.R.A. REP. CEC. 6/81 (NO WAX) DIN EN 16165 ANNEX B ≥ R 9 (NO WAX) | | 0,40 ≤ f^0 ≤ 0,74 R10 | f^0 ≥ 0,74 R11 |
| DIN EN 16165 ANNEX A (NO WAX) | | Classe A+B Class A+B Classe A+B Gruppe A+B | Classe A+B+C Class A+B+C Classe A+B+C Gruppe A+B+C |
| ANSI A 326.3 (NO WAX) | | f^0 ≥ 0,42 | |
| Pendulum Australiano AS 4586 | | R10 Classe P3 Class P3 Classe P3 Gruppe P3 | R11 Classe P4 Class P4 Classe P4 Gruppe P4 |
| Pendulum Britannico BS EN 16165 ANNEX C | | PTV ≥ 36 wet | |

PICS AND STORIES
CERCOM STONE VISION



Via A. Volta 23/25 - 42013 Casalgrande (Re) Italy
Tel. +39-0522-998911/411



TILES FOR LIFE



© Copyright 2025 Gruppo Romani S.p.A.
Gruppo Romani S.p.A. Industrie Ceramiche
www.grupporomanispa.com

| |
|--|
| CE |
| GRUPPO ROMANI S.P.A. INDUSTRIE CERAMICHE VIA A. VOLTA 9, 23/25 42013 CASALGRANDE (RE) |
| 05 001CPR2013-07-01 |
| EN 14411:2012 Piastrille di ceramica pressate a secco, con assorbimento di acqua E _s ≤ 0,5%, per pavimentazioni interne ed esterne. Dry pressed ceramic tile with water absorption E _s ≤ 0,5%, for internal and external floorings. |

Cercom is a brand of

